

# 5G as Enabler for Industrie 4.0 Use Cases: Challenges and Concepts

Michael Gundall\*, Jörg Schneider\*, Hans D. Schotten\*, Markus Alekxy†, Dirk Schulz†, Norman Franchi‡, Nick Schwarzenberg‡, Christian Markwart§, Rüdiger Halfmann§, Peter Rost§, Dirk Wübben¶, Arne Neumann||, Monique Düngen\*\*, Thomas Neugebauer††, Rolf Blunk‡‡, Mehmet Kus ‡‡, Jan Griebbach<sup>x</sup>

\*German Research Center for Artificial Intelligence GmbH (DFKI), Kaiserslautern, Germany

†ABB Corporate Research Germany, Ladenburg, Germany

‡Vodafone Chair Mobile Communications, Technische Universität Dresden, Dresden, Germany

§Nokia Bell Labs, Munich, Germany

¶University of Bremen, Bremen, Germany

||inIT - Institute Industrial IT, Ostwestfalen-Lippe University of Applied Sciences, Lemgo, Germany

\*\*Robert Bosch GmbH, Hildesheim, Germany

††Götting KG, Lehrte, Germany

‡‡OTARIS Interactive Services GmbH, Bremen, Germany

<sup>x</sup>NXP Semiconductors Germany GmbH, Hamburg, Germany

Email: {michael.gundall, joerg.schneider, Hans\_Dieter.Schotten}@dfki.de, {markus.alekxy, dirk.schulz}@de.abb.com,

{norman.franchi, nick.schwarzenberg}@tu-dresden.de,

{Christian.markwart, Ruediger.halfmann, Peter.m.rost}@nokia-bell-labs.com,

wuebben@ant.uni-bremen.de, arne.neumann@hs-owl.de, Monique.Duengen@de.bosch.com,

neugebauer@goetting.de, rolf.blunk@otaris.de, mehmet.kus@otaris.de, jan.griessbach@nxp.com

**Abstract**—The increasing demand for highly customized products, as well as flexible production lines, can be seen as trigger for the “fourth industrial revolution”, referred to as “Industrie 4.0”. Current systems usually rely on wire-line technologies to connect sensors and actuators. To enable a higher flexibility such as moving robots or drones, these connections need to be replaced by wireless technologies in the future. Furthermore, this facilitates the renewal of brownfield deployments to address Industrie 4.0 requirements.

This paper proposes representative use cases, which have been examined in the German Tactile Internet 4.0 (TACNET 4.0) research project. In order to analyze these use cases, this paper identifies the main challenges and requirements of communication networks in Industrie 4.0 and discusses the applicability of 5th generation wireless communication systems (5G).

**Index Terms**—TACNET 4.0, Industrie 4.0, 5G, industrial communication, KPI

## I. INTRODUCTION

Digitalization has become an important topic in industrial environments. Industrie 4.0 describes the “fourth industrial revolution” which enables the customization of products, the flexibility of production lines, and the efficiency of factories [1]. For this, new automation, information processing, and communication technologies are needed as indicated in the corresponding layers of the Reference Architectural Model Industrie 4.0 (RAMI 4.0) that is shown in Figure 1. A key objective is to provide a communication layer that supports the seamless access to information related to any type of product or production asset – from sensors to data-analytics services – which is stored in the so-called Industrie 4.0 administration

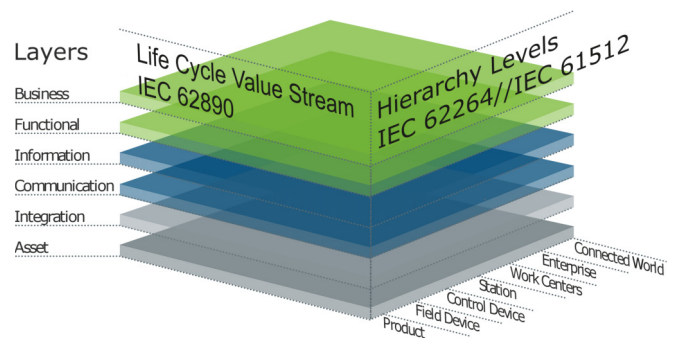


Figure 1. Visualization of the RAMI 4.0 [2]

shell [3]. The Industrie 4.0 administration shell is the digital representation of all data and functions of a particular product or production asset within an organization, accessible over the network in a uniform, standardized manner. It enables the discovery, negotiation, supervision and use of the production assets [4].

Beside new (“greenfield”) deployments, also the renewal of existing (“brownfield”) facilities requires concepts to add new automation technologies. Typical applications are remote diagnostics and maintenance, logistics, process automation, and remote control, but also novel use cases are foreseen such as the usage of drones, digital twins, mobile assistance systems for human-machine-interaction, or mobile robots, which require new solutions for wireless connectivity.

In order to facilitate the introduction of wireless communica-

tion systems, which meet the stringent requirements of industrial deployments, the German Federal Ministry of Education and Research (BMBF) initiated the collaborative project TACNET 4.0 [5]. The goal of TACNET 4.0 is the development of a unified industrial 5G communication system, which is integrated in industrial communication networks. For this purpose, 5G concepts with innovative industry-specific approaches, cross-network adaptation mechanisms and open interfaces between industrial and mobile radio systems are developed. 5G technologies offer concepts that will enable the TACNET 4.0 project to develop efficient solutions for the manufacturing industry. This includes network slicing, flexible frequency spectrum usage, edge cloud concepts, device-to-x (D2X) communication, private networks, and many more. To define and formalize the requirements of industrial use cases, TACNET 4.0 has examined five representative use-cases (see Table I) which have partly been defined in the 3rd Generation Partnership Project (3GPP) Study on Communication for Automation in Vertical Domains [6].

In this paper, we present the first project results and describe further steps. Section II explains the above-mentioned use cases in detail, motivates their selection, and extracts all relevant Key Performance Indicators (KPIs) with corresponding values. Section III describes the current deployments as well as challenges and concepts for vertical communication in Industrie 4.0. Based on these results, Section IV specifies the impact on the required functionalities as well as applicable technologies and hardware. Furthermore, the relation between used spectrum range and KPIs is analyzed. Finally, Section V concludes the paper.

## II. INDUSTRY 4.0 USE CASES

Various organizations and authors introduced different approaches to categorize 5G use cases in the past. The most relevant approaches are defined by the International Telecommunication Union (ITU) [7], Next Generation Mobile Networks (NGMN) Alliance [8], and 5G Infrastructure Public Private Partnership (5GPPP) [9].

Although the use case classification of 5GPPP has commonalities to ours, they do not describe the scope of the TACNET 4.0 project in a proper way. The assignment of the representative TACNET 4.0 use cases to dedicated use case groups is depicted in Table I. Subsequently, the considered use cases will be presented in detail providing a short description, an overview of identified benefits and opportunities as well as risks and challenges, and a set of requirements, which complements the use case.

### A. Cooperative Transport of Goods

This use case describes the cooperative transport of goods and platooning, which means the closed loop control of one vehicle relative to one or more other vehicles. Both scenarios are depicted in Figure 2. One task in industrial manufacturing plants is the transport of huge components, e. g., wings of wind turbines. Although they are not very heavy, they are too big to be transported by one single driverless automated guided vehicle (AGV) in indoor and outdoor scenarios. Alternatively,

Table I  
ASSIGNMENT OF THE REPRESENTATIVE USE CASES TO USE CASE GROUPS

Use case title	Use case group
Cooperative Transport of Goods	Mobile Robotics
Closed Loop Motion Control	Local and Time Critical Control
Additive Sensing for Process Automation	Monitoring
Remote Control for Process Automation	Remote Control
Industrial Campus	Shared Infrastructure and Intra/Inter Enterprise Communication

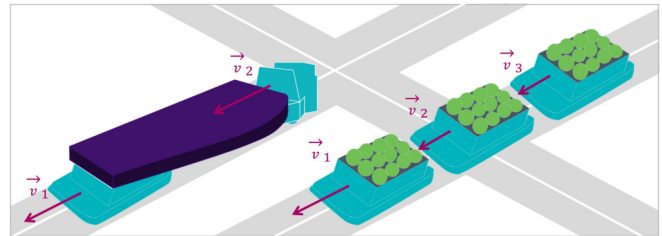


Figure 2. Cooperative transport of goods (left) and platooning (right)

a small but very heavy load can be transported by multiple AGVs as a reconfigurable transport platform, where the AGVs are combined by virtual drawbars, which is also shown in Figure 2. The relative localization and navigation of the vehicles must be determined through a radio link in a low latency and highly reliable way to avoid unwanted stops or misalignments, which would lead to damages of the transported good or to accidents in a platooning application. An exemplary application for platooning can be found in [10], where several driverless trucks equipped with snowplows follow the platoon leader on an airport site.

Today's applications are realized with radio technologies in accordance to the standard IEEE 802.11p [11]. This standard covers the field of vehicle-to-vehicle (V2V) or vehicle-to-infrastructure (V2X) communication and is state of the art. These radios have cycle times of 100 ms to 200 ms and a radio coverage of several hundreds of meters. Their cycle time is too high for closed loop applications and the coverage is too small for longer platoons. To cover wider indoor and outdoor areas with low latencies and a guaranteed quality of service (QoS), it is recommended to use 5G as communication system. With an infrastructure-based communication system, it will also be possible to relocate the steering algorithms to a centralized server and to coordinate several platoons. Furthermore, platoons can also be reconfigured, i. e., merging or splitting of platoons. Both the coordination as well as the reconfiguration are necessary to comply with the requirements of Industrie 4.0.

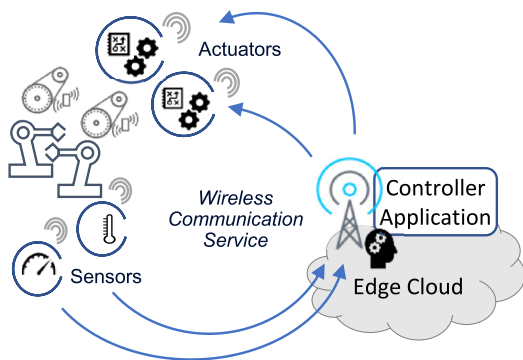


Figure 3. Closed loop motion control

### B. Closed Loop Motion Control

Motion control is one of the most challenging industrial factory automation use cases and may be open loop or closed loop. In open loop systems, the controller sends a control command and does not receive a feedback while in closed loop systems, feedback is provided and used to initiate dependent actions. In many cases, closed loop control is performed periodically with a defined cycle time interval. The main communication partners involved are a motion control application and one or more sensors and actuators. Figure 3 shows a typical set-up of closed loop motion control, as it is used for:

1) *Machine Tools*: For every machine tool, a master exchanges data via a fieldbus to control many moving components (axes). For such kind of applications, wireless connectivity may clearly be beneficial. Low fieldbus communication cycle times and a good time synchronization are crucial as command values can change very fast or reactions on actual sensor values must be performed in time.

2) *Packaging Machines*: Packaging machines are industrial closed-loop systems, where many moving parts need to be synchronized and coordinated. An example for packaging machines are bottling machines, which clamp up to 15 bottles into a so-called revolver and fill them. The clamping and filling is rotational mounted and must be coordinated at feeding pipe and removal, while it is constantly rotating with a speed of up to 20 m/s.

3) *Printing Machines*: In an industrial printing system, several moving print heads need to be synchronized with each other and the feed of the paper. The synchronization of the printing line needs to be as exact as possible to avoid a shift of the different colored images and avoid a blurry appearance of the pictures. Thus, the synchronization of the printing cylinders and the material to be printed is most important.

Especially for machine tools and printing machines, the requirements with respect to the timing and reliability are high and thus challenging. Further, the loss of synchronization or messages of only one communication participant can lead to complete production downtime, resulting in high costs.

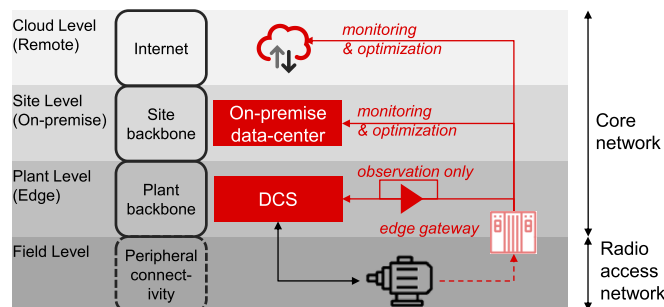


Figure 4. Using private access and core networks for flexible data routing in monitoring and optimization applications

### C. Additive Sensing for Process Automation

For production automation, there are a number of operational goals with regard to product quality, production uptime, energy and material use, as well as the longevity of production equipment. To optimize toward these goals, insight into process and equipment conditions is needed beyond the information provided by sensors deployed for closed loop control.

By deploying additive sensors for process quantities (temperature, flow, etc.) and equipment conditions (vibrations, leakages, etc.), the sensory resolution in a plant can be significantly increased, including temporary installations to address transient but urgent issues. These sensors typically transmit bursts of data once per hour, where the data depends on the amount of pre-processing within the sensors.

So-called cluster sites hosting multiple (cooperating) process plants may range up to several square kilometers. Already at a sensor density of 1/100 m<sup>2</sup>, one square kilometer would host a massive amount of 10,000 sensors. To avoid prohibitively high cabling cost (and calendar time in case of temporary deployment), sensor data are transmitted using cellular communication; the proposition is to generally have cellular service available anywhere in the plant, supporting the entire variety of converged applications (see Section III). Furthermore, the sensors must be energy-autonomous to avoid cabling for power supply as well. Once deployed, they should run for extended periods of time without need for maintenance activities like battery exchange. Given the comparatively low data rates, very large amounts of such sensors can be added without exhausting the resources of the cellular networks (and introducing step costs for network upgrades after all). Depending on customer preference and data privacy concerns, the analytics algorithms may be deployed in an on-premises data-center or in a remote cloud. Figure 4 illustrates how a private network is used to first capture sensor data over the air into an edge gateway and subsequently route them to any destination where they are needed. In this manner, data privacy is entirely in the hands of the plant owner. Furthermore, the integrity of distributed control system (DCS) applications is protected by running additive sensing applications in parallel to the DCS connectivity as requested by the chemical industry in the so-called NAMUR Open Architecture (NOA) [12].

Table II  
REQUIREMENT SPECIFICATIONS FOR INVESTIGATED USE CASES

Requirement	Cooperative transport of goods	Closed Loop Motion Control	Additive Sensing for Proc. Autom.	Remote Control for Proc. Autom.
Cycle time	10 ms	0.5 ms - 2 ms	1h - 1 day	50 ms
Message size	46 Bytes	20-50 Bytes	100 Bytes - 10 MBytes	n/a (video stream)
Data rate per entity	50 kbit/s	1 Mbit/s - 10 MBit/s	(burst transmission)	1 Mbit/s - 100 Mbit/s
Message error rate	$10^{-7}$	$10^{-9}$ - $10^{-8}$	$10^{-4}$	$10^{-7}$
Latency	<10 ms	<<50% of cycle time	not in focus	50 ms
Distance of entities	up to several km	up to several 10 m	up to several km	up to several 100 m
Velocity	50 km/h	2 - 20 m/s	n/a	n/a
Traffic type	cyclic, broadcast	cyclic, uni- or multicast	cyclic, uni- or multicast	cyclic, on-demand
Entity density	2 /km <sup>2</sup> - 30 /km <sup>2</sup>	0.1 /m <sup>2</sup>	Up to 10,000 /km <sup>2</sup>	1,000 /km <sup>2</sup>

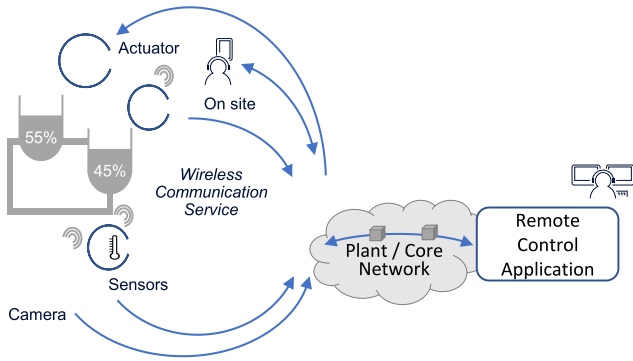


Figure 5. Remote Control for Process Automation

#### D. Remote Control for Process Automation

Process automation allows for the automation of (reactive) flows, e.g., refineries and water distribution networks. Process automation is characterized by high requirements on the communications system regarding communication service availability. Systems supporting process automation are usually deployed in geographically limited areas, access to them is usually limited to authorized users, and it will usually be served by private networks. This scenario is depicted in Figure 5.

Some of the interactions within a plant are conducted by automated control applications. Therefore, sensor output is requested in a cyclic fashion, and actuator commands are sent via the communication network between a controller and the actuator. Furthermore, there is an emerging need for the control of the plant by on-site personnel. Typically, monitoring and managing of distributed control systems takes place in a dedicated control room.

Staff deployment to the plant itself occurs, for instance, during construction and commissioning of a plant and in the start-up

phase of the processes. In this scenario, the local staff taps into the same real-time data as provided to the control room. These remote applications require high data rates because the on-site staff needs to view inaccessible locations with high definition (e.g. emergency valves) and their colleagues in the control room benefit from high-definition footage from body cameras (HD or even 4K). Typically, only a few control loops are fully automated and only a handful of control personnel is present on-site, so that the connection density is rather modest.

Table II summarizes typical values for dominant requirements of the aforementioned use cases. This already indicates the large variety of properties to be supported by future communication networks in the context of Industrie 4.0. For the three subtypes of the use case Closed Loop Motion Control, Table II depicts a span of the identified values.

#### E. Industrial Campus

Beside the use cases for the specific industrial applications, the use case “Industrial Campus” covers more complex scenarios, which allow for running multiple industrial applications or public and private networks via common network infrastructure. Further, the support of various deployment options for wireless indoor and outdoor communication as well as the handling of multiple companies residing at the same campus is included. This use case is basically defined by operator schemes and procedures rather than by KPIs. Therefore, it is not included in Table II. Figure 6 shows an example how a private and a public mobile service may be provided via a common network infrastructure. The common infrastructure hosts network resources for the private network (e.g. a remote control application operated by the campus owner) and the public network (e.g. telephony provided by a mobile network operator). This ability is usually referred to as network slicing where multiple customized and isolated logical networks are

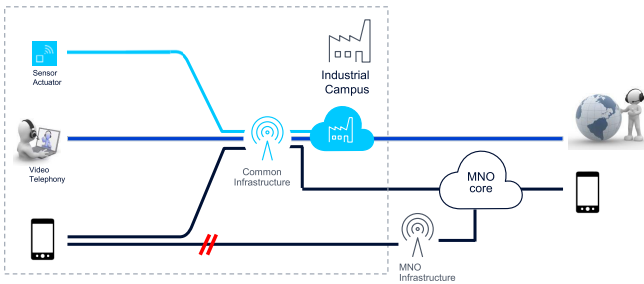


Figure 6. Using private access and core networks for flexible data routing in monitoring and optimization applications

provided through the same infrastructure [13]. Most important requirements for the industrial campus use case are:

- flexible control and split of network resources to guarantee a specific QoS for involved communication partners using the common infrastructure,
- isolation of the private and public networks to provide privacy and basic security, and
- simple network management and network sharing options to support even complex campus scenarios with sub-networks, multiple operators and applications.

### III. VERTICAL COMMUNICATION IN INDUSTRY 4.0

To identify the challenges for deploying the use cases, resulting by the aforementioned requirements and KPIs, we are identifying the gap between the state of the art and Industrie 4.0 scenarios in this section.

#### A. State of the Art

Factories and industrial machines are designed for a life-cycle-time of up to 20 years and more. Furthermore, it is most often not profitable to upgrade existing plants with new technologies. Thus, in a practical Industrie 4.0 scenario, there will be a considerable number of long standing facilities.

Nowadays, the so-called “automation pyramid” dominates the design of industrial communication networks. The automation pyramid shown in Figure 7, refers to an automation system architecture where automation functions are hierarchically built on top of each other (as reflected in the ISA 95 standard [14]) and where each layer – from enterprise resource planning to the process equipment – increases in diversity (indicated by width), visually forming a pyramid. A major challenge is the heterogeneity of industrial communication protocols and interfaces that are located in the lower layers. Especially programmable logic controllers (PLCs) that receive sensor values and control actuators use various communication protocols, which are not necessarily compatible with each other. These so-called fieldbus protocols can differ significantly depending upon use cases, applications and manufacturers. Therefore, applications such as motion control may have very stringent real-time requirements, e.g., regarding the latency of the communication protocol.

For the interface between the PLCs and the DCS located one layer above, larger cycle times may be sufficient. To quantify

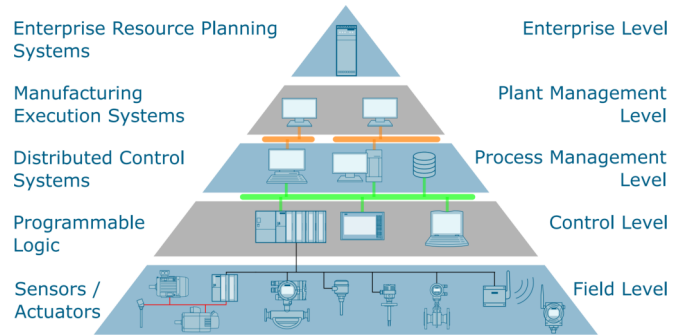


Figure 7. Automation pyramid

these aspects, the following real-time classes are usually distinguished [15]:

- real-time class A:  $t_{\text{cycle}} < 100$  ms,
- real-time class B:  $t_{\text{cycle}} < 10$  ms, and
- real-time class C:  $t_{\text{cycle}} < 1$  ms.

Depending on the required real-time class, proper “Industrial Ethernet”-protocols evolved, e.g., communication protocols addressing real-time class C implement a modified MAC-layer [15], while those addressing real-time class B may be native Ethernet and such addressing real-time Class A may be IP-based. A typical example for an Industrial Ethernet protocol is PROFINET I/O [16] which contains three traffic classes, isochronous real-time (IRT), real-time (RT), and non real-time (NRT). Therefore, it can address each of the mentioned real-time classes.

To realize the emerging mobile use cases, there is a necessity for wireless communications. Nowadays, also wireless solutions are used in industrial environments. Typically, these applications do not use mobile radio protocols, but WLAN, Bluetooth, Wireless HART, or ZigBee. Although they cover only a small percentage of applications today, more and more use cases require wireless communication. Comparable to wire-line protocols, each of them has a different advantage regarding required transmission power, coverage, data rate, or resilience. For example, low transmission power is important if the device is battery-powered, or installed in hazardous environments. To achieve high availability, usually the resilience of wireless networks is an important parameter.

Since most industrial communication protocols are layer 2 protocols (Ethernet-based), at least the according layers of the Open Systems Interconnection (OSI)-layer model and their interfaces have to be compatible to each other in order to obtain interoperability between constitutive protocols. A first step towards interoperability is the layer 3 (Internet Protocol (IP)-based) Open Platform Communications Unified Architecture (OPC UA) protocol [17], developed by the OPC Foundation. It addresses the problem of the heterogeneity of Ethernet-based communication protocols and is a main candidate for the implementation of Industrie 4.0 administration shells. Generally, IP-based Industrial Ethernet protocols are suitable for closing the gap between information technology (IT) and operational

technology (OT), but require new concepts and technologies for optimized routing and message exchange (e.g. time-sensitive networking (TSN)), especially to achieve real-time class C. The imposed requirements and concepts are introduced in the following section.

### B. Challenges and Concepts

The convergence of IT and OT in Industrie 4.0 and 5G leads to a number of integration challenges. To reduce the effort and cost of integrating and managing a diverse set of technologies, application convergence suggests that a single network technology shall be able to meet the QoS requirements of any type of application, both for operational (see Section II) and IT (voice, video, e-mail, file transfer, etc.).

Similarly, to reduce the cost and inflexibility of the operational infrastructure, different types of applications shall concurrently run on top of an over-deployed shared network without violating each other's security and integrity requirements. To allow the seamless integration of network infrastructures, interfaces used for network (re)configuration and supervision shall be standardized and vendor-independent.

Toward enabling Industrie 4.0 use cases, a particular challenge is providing information access to Industrie 4.0 administration shells, which act as digital facade for the data and functions of production assets distributed within an organization. Within an organization, the operational network shall therefore be able to connect endpoints from all levels of an enterprise for vertical integration. Similarly, it shall be able to establish and maintain end-to-end (E2E) connections across multiple (shared) networks of value-chain partners for horizontal integration; this includes crossing different network operator and security boundaries.

To provide flexibility for adaptive production, a software-defined networking (SDN) is needed where resources can be reconfigured according to application needs without having to change the physical network.

Furthermore, to maximize speed and quality of the configuration process, network resources shall self-configure according to the needs of machine-to-machine (M2M) applications, i. e., without the need for any human input. Self-configuring SDNs are key enablers for adaptive production ("plug and produce"). Being mission-critical production assets, Industrie 4.0 would suggest that network connections could be negotiated through corresponding Industrie 4.0 administration shells as indicated in Figure 8. Such a network administration shell would wrap the communication skills of the network using the same principles as for production skills such as measuring, drilling, transporting, etc. In this manner, any type of production application can negotiate its connectivity needs in a technology- and vendor-independent way, only limited by the available resources and QoS that the specific underlying network and protocol technologies support.

The location of the endpoints to be connected in an application context is of particular importance. For connections crossing the boundary of a network segment, e. g., when enterprise resource planning (ERP)-level functions connect to production

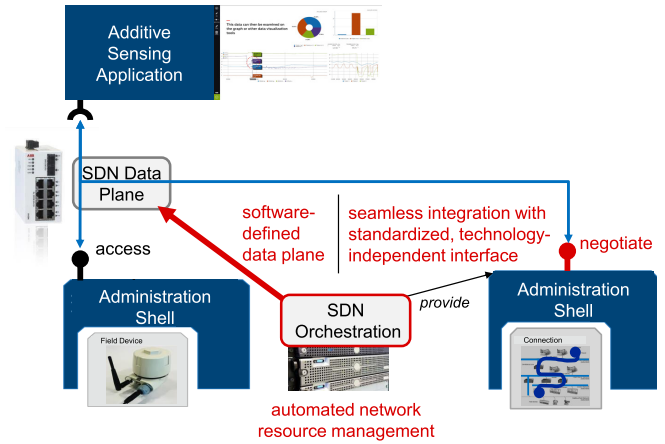


Figure 8. Additive sensing application negotiating network access to a sensor (refined from [14])

lines or when production lines access information from a material supplier, multiple network resource management functions need to collaborate, sometimes even across company boundaries. The degree of connectedness, where all levels of an enterprise are seamlessly integrated with each other and with partners along the value chain, is what the RAMI 4.0 calls the Industrie 4.0 Connected World (see figure 1).

## IV. CURRENT STATUS AND CHALLENGES IN RESEARCH

After describing industrial use cases and their stringent requirements for wireless technologies in Section II and showing the state of the art and the target communication networks and technologies with respect to the convergence between IT and OT in Section III, this section focusses on research approaches concerning the identified gap.

### A. New Air Interfaces

The TACNET 4.0 project analyzes and identifies several radio access technologies (RATs) and modifies, and integrates them. Understanding the properties and applicability of existing technologies is essential in order to develop the radio frequency part of TACNET 4.0 in an efficient way. We are therefore evaluating both, established wireless standards and recent technologies investigated in research projects.

While state of the art cellular equipment already provides sufficient data rates for all of the considered use cases, we identified minimizing the transmission latency as a major challenge. For example, considering Long Term Evolution (LTE) [18], typical latencies in downlink and uplink are given by 7.5 ms and 12.5 ms, respectively. Transmission errors are handled by the Hybrid Automatic Repeat Request (HARQ) scheme by means of repetition, which adds another 8 ms and therefore may exceed latency requirements of industrial applications. While matching RATs to the use cases defined in Section II, we found that LTE's long range and high data rate make it a suitable candidate for "remote control" which has more relaxed latency constraints. Other matches include IEEE 802.11p for "mobile robotics" due

to its high mobility and reasonable latency, and ParSec for “local control” thanks to its low cycle times [19].

In addition to making use of existing systems, TACNET 4.0 considers incorporating new concepts for air interfaces of which some shall be presented in the following. The concept of Multi-Connectivity (MC) obviates the need for retransmissions and combines low latency with high reliability by transmitting the same data over multiple independent radio channels. Interestingly, the message error rate is reduced even if the total transmission power is not increased but shared across the available channels [20]. Since data is transmitted simultaneously, MC does not add latency, but requires additional bandwidth and multiple transmitter-receiver pairs. However, available transmit frequencies are scarce, especially in licensed bands. Considering LTE or wireless local area network (WLAN) transmitters, part of the allocated bandwidth is used as guard band. Advanced waveforms such as Filter Bank Multicarrier (FBMC) and Generalized Frequency Division Multiplexing (GFDM) make use of customized filtering to reduce the out-of-band emissions, thereby allowing for smaller guard bands and denser channel allocation. GFDM additionally enables flexible adjustment of a transmit symbol’s dimensions in frequency and time. For example, by making a symbol’s subcarriers wider and overlapping, we can improve performance under adverse radio channel conditions as found in factory halls. However, the advantages of FBMC and GFDM come at the cost of cross-talk between subcarriers and require receivers with advanced equalization algorithms to combat inter-carrier interference [21].

### B. New Network Architectures

While most of the KPIs of the selected use cases may be fulfilled by the above mentioned modified air interfaces, new concepts for the mobile radio architecture in industrial applications have to be applied. Therefore, we have to integrate 5G. Here, the major evolution is the so-called operator schemes, where a distinction is made between public and private mobile networks. In general, both types of networks and how they are operated are different and handled independently. Public mobile networks are in general available to all customers being subscribed to the respective mobile network operator. However, it is already possible to operate specific public mobile networks with closed subscriber groups such as for enterprises. In this case, still the same infrastructure of a public mobile operator is used but specific security features or service-level agreements (SLAs) may be applied. By contrast, private networks apply to a closed subscriber group and use (partly) private mobile network infrastructure, i.e., a dedicated logical network is implemented for the tenant such as through network slices.

In an industrial network, both public and private networks are applicable, dependent on the specific application. To operate both private and public networks, adequate spectrum resources and highly agile network management with capabilities for self-optimization to meet the needs of all industrial use cases dynamically, are required. Furthermore, it does not matter whether the private 5G network is planned, built up and operated by the user himself or a service provider commissioned by him. Thus, with

5G there will also be opportunities and business models based on collaboration between several public, private or even virtual network operators, in order to be able to meet the diverse requirements of heterogeneous industrial communication networks. In order to achieve private and virtualized private networks, the 5G network slicing technologies will play an important role.

As a first result, we can say that there is not just one communication technology that can be used to fulfill all the mentioned requirements of the use cases at reasonable costs. Especially in brownfield facilities, several wire-line and wireless technologies will complement each other to meet the KPIs [15]. On the other hand, the requirements are specified from an end user perspective and therefore apply to the complete E2E communication path through the heterogeneous network between the interacting distributed user applications. As a consequence, the function of the technology-specific network segments have to be aligned in order to efficiently provide the required network quality. This is the task of network control, management, and orchestration. For the heterogeneous network, the utilization of isolated and technology-specific or even vendor-specific control and management applications is not sufficient. Also the control and management applications have to be aligned. They need interfaces at different layers of the control and management architecture in order to measure and to influence the network within the time frame required by the use cases named in Section II.

### C. Introduction of the TACNET 4.0 Controller

In context of the TACNET 4.0 project, a TACNET 4.0 controller is investigated, which coordinates the distributed management entities and fills gaps in the overall control and management architecture of the heterogeneous network. The concepts of SDN and network slicing will be considered in the design process of the TACNET 4.0 controller, since these approaches allow the flexibility of control and management procedures according to the Industrie 4.0 concept. The building blocks of its architecture comprise a transformation function which maps user-facing requirement descriptions to technology-facing requirement descriptions and a monitoring function which provides a harmonized representation of network and flow conditions.

As already mentioned before, interoperability and a seamless protocol integration on user and data plane will be a key technology for 5G in Industrie 4.0. Mobile networks such as 3GPP LTE are highly flexible and adaptable to integrate in any IP-based network. With 3GPP 5G phase 1 and 2, the mobile network will also provide the means to integrate with layer 2 networks as they are usually deployed in the industrial domain. As a part of this integration, a common understanding and interpretation of QoS models and guarantees have to be applied. For instance, the definition of stream requirements as defined in TSN must be matched with the 5G QoS Indicator (5QI) parameters used in 3GPP 5G. Finally, these QoS guarantees must be provided across domains.

Another key technology is mobile edge computing where local network infrastructure can be exploited for both mobile

network functions as well as processing on application layer. An example are local control loops requiring low latency communication links. In this case, the user plane processing of the mobile network as well as the control algorithm may be co-located on a common edge-cloud infrastructure.

#### D. Security Challenges

As we see, the resulting overall architecture has a bulk of different facets. Therefore it is not suitable to use standard security concepts. Especially the new concepts that emerge with 5G in Industrie 4.0 environments drive a next generation of requirements in security & privacy management and operations:

- security management and operations must be highly flexible and become adapted and automated in near real-time
- security operations must be transformed to be predictive and automated using multi-dimensional analytics, threat intelligence and digital assistance.

Since vulnerabilities can lead to unforeseen expenses, a careful analysis of the architecture and its according implementation is the key.

The concept of “Security by Design” addresses this issue by analyzing the use cases and proposed architectures at a very early stage to identify possible threats and attack scenarios. This analysis is done in collaborative workshops with the use case owners and security experts and is refined whenever the architecture or the use case changes, to reflect all possible threats. Each threat is rated in accordance to its damage potential, exploitability, etc. For each risk, a feasible way to mitigate or avoid it, is identified. New threats that arise from the mitigation must be considered in the next iteration of the analysis. All results and architectural changes are documented to make security concepts transparent and security related adaptations traceable.

#### E. Summary

TACNET 4.0 aims to improved RATs in order to allow industrial use cases. The development of a domain specific architecture, operator schemes and management and control methods for seamless integration of 5G and a reliable E2E performance will accompany this work. Therefore, another task is the investigation of an overall TACNET 4.0 controller, that controls the individual management entities. In addition, TACNET 4.0 follows this “Security by Design” concept by employing the STRIDE and DREAD threat modeling techniques.

### V. CONCLUSION

This paper detailed challenges, concepts, use cases, and requirements that are imposed by Industrie 4.0 on 5G communication networks, which would augment or replace existing networking technologies and enable new use cases. While Industrie 4.0 is the key for flexible, efficient, and adaptable industrial automation, 5G will provide the tools to realize the Industrie 4.0 vision and expand the use case landscape significantly. In the next step, the ongoing TACNET 4.0 project investigates the system architecture as well as the required interfaces, to provide an integration and migration path towards 5G-enabled

Industrie 4.0 use cases. Individualized security tasks accompany the whole design process.

#### ACKNOWLEDGMENT

This research was supported by the German Federal Ministry of Education and Research (BMBF) under grant number KIS15GTI007. The responsibility for this publication lies with the authors.

#### REFERENCES

- [1] H. Kagermann, W.-D. Lukas, and W. Wahlster. (Apr. 2011). Industrie 4.0: Mit dem Internet der Dinge auf dem Weg zur 4. industriellen Revolution.
- [2] VDI/e and ZVEI, “Reference Architecture Model Industrie 4.0 (RAMI4.0)”, Jul. 2015.
- [3] Plattform Industrie 4.0, “Network-based Communication for Industrie 4.0 – Proposal for an Administration Shell”, Nov. 2016.
- [4] Federal Ministry for Economic Affairs and Energy (BMWi), “Plattform Industrie 4.0, Structure of the Administration Shell – Continuation of the Development of the Reference Model for the Industrie 4.0 Component”, Apr. 2016.
- [5] TACNET 4.0. [Online]. Available: <http://www.tacnet40.com>.
- [6] 3GPP, “TR 22.804; Study on Communication for Automation in Vertical Domains”, 2018.
- [7] ITU, “IMT Vision – Framework and overall objectives of the future development of IMT for 2020 and beyond. Recommendation ITU-R M.2083-0”, 2015.
- [8] R. El Hattachi and J. Erfanian (Editors), “NGMN 5G White Paper. NGMN Alliance”, NGMN, 2015.
- [9] W. Haerick and M. Gupta (Editors), “5G and the Factories of the Future. 5G PPP White Paper”, 5GPPP, Oct. 2015.
- [10] Daimler AG, Last accessed:2018-03-26. [Online]. Available: <http://media.daimler.com/marsMediaSite/de/instance/ko.xhtml?oid=29890415&relId=1001&resultInfoTypeId=173#toRelation>.
- [11] “IEEE Standard for Information technology– Local and metropolitan area networks– Specific requirements– Part 11: Wireless LAN Medium Access Control (MAC) and Physical Layer (PHY) Specifications Amendment 6: Wireless Access in Vehicular Environments”, *IEEE Std 802.11p-2010 (Amendment to IEEE Std 802.11-2007 as amended by IEEE Std 802.11k-2008, IEEE Std 802.11r-2008, IEEE Std 802.11y-2008, IEEE Std 802.11n-2009, and IEEE Std 802.11w-2009)*, pp. 1–51, Jul. 2010.
- [12] C. Klettner, T. Tauchnitz, U. Epple, L. Nothdurft, C. Diedrich, T. Schröder, D. Goßmann, S. Banerjee, M. Krauß, C. Latrou, and L. Urbas, “Namur Open Architecture”, in *Atp edition*, vol. 59, Mar. 2017, p. 17.
- [13] P. Rost, C. Mannweiler, D. S. Michalopoulos, C. Sartori, V. Sciancalepore, N. Sastry, O. Holland, S. Tayade, B. Han, D. Bega, D. Aziz, and H. Bakker, “Network Slicing to Enable Scalability and Flexibility in 5G Mobile Networks”, *IEEE Communications Magazine*, vol. 55, no. 5, pp. 72–79, May 2017.
- [14] “ANSI/ISA-95.00.01-2010 (IEC 62264-1 Mod) Enterprise-Control System Integration - Part 1: Models and Terminology”, May 2010.
- [15] M. Wollschlaeger, T. Sauter, and J. Jasperneite, “The Future of Industrial Communication: Automation Networks in the Era of the Internet of Things and Industry 4.0”, 1, vol. 11, Mar. 2017, pp. 17–27. DOI: 10.1109/MIE.2017.2649104.
- [16] “IEC 61784-2, Industrial communication networks - Profiles - Part 2: Additional fieldbus profiles for real-time networks based on ISO/IEC 8802-3”, 2014.
- [17] “IEC 62541-1, OPC Unified Architecture”, 2010.
- [18] 3GPP, “TR 36.881 “Study on latency reduction techniques for LTE” (Rel. 14)”, 2014.
- [19] R. Kraemer, M. Methfessel, R. Kays, L. Underberg, and A. C. Wolf, “Par-Sec: A PSSS approach to industrial radio with very low and very flexible cycle timing”, in *2016 24th European Signal Processing Conference (EUSIPCO)*, Aug. 2016, pp. 1222–1226.
- [20] A. Wolf, P. Schulz, D. Oehmann, M. Doeringhaus, and G. Fettweis, “On the Gain of Joint Decoding for Multi-Connectivity”, in *IEEE Global Communications Conference*, Dec. 2017.
- [21] D. Zhang, M. Matthé, L. L. Mendes, and G. Fettweis, “A Study on the Link Level Performance of Advanced Multicarrier Waveforms Under MIMO Wireless Communication Channels”, *IEEE Transactions on Wireless Communications*, vol. 16, no. 4, pp. 2350–2365, Apr. 2017.